



来华留学生保险

# 保险购买流程

## How to Get Insurance: A Step-by-Step Guide

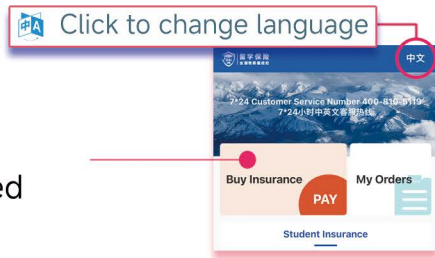
### Step. 1

扫描二维码或  
浏览器访问留学保险网  
www.lxbx.net  
Scan the QR code or  
input www.lxbx.net into  
your browser



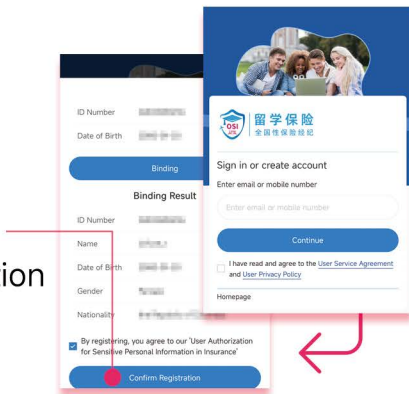
### Step. 2

点击进入  
Click to proceed



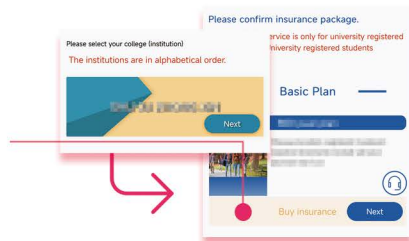
### Step. 3

登录并完成注册  
Sign in and  
complete registration



### Step. 4

选择学校和方案  
Choose school  
and plan



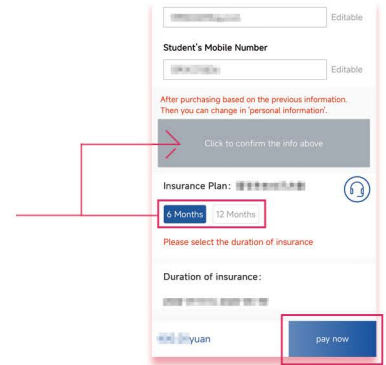
### Step. 5

确认告知  
Confirm the Notice



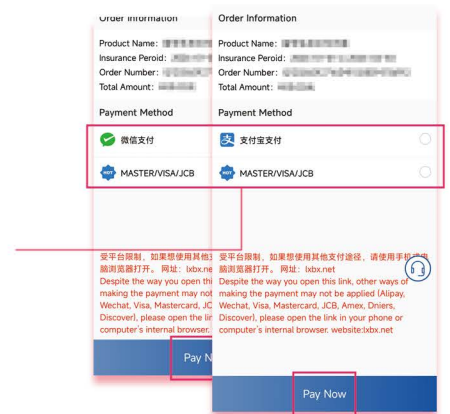
### Step. 6

信息确认  
Confirm info



### Step. 7

支付  
Pay



温馨提示:

有新的中国大陆境内手机号, 或者个人信息需要更改时, 请及时登录[个人中心-个人信息]进行更新。

Update Your Information Promptly:

Please log in to

[Personal Center - Personal Information]

if you have a new Chinese phone number or any other changes.

